

CANDIDATE
NAME

--

CENTRE
NUMBER

--	--	--	--	--

CANDIDATE
NUMBER

--	--	--	--



BIOLOGY

9700/22

Paper 2 Structured Questions AS

May/June 2014

1 hour 15 minutes

Candidates answer on the Question Paper.

No Additional Materials are required.

READ THESE INSTRUCTIONS FIRST

Write your Centre number, candidate number and name in the spaces provided at the top of this page.

Write in dark blue or black pen.

You may use a soft pencil for any diagrams, graphs, or rough working.

Do not use red ink, staples, paper clips, glue or correction fluid.

DO NOT WRITE IN ANY BARCODES.

Answer **all** questions.

Electronic calculators may be used.

At the end of the examination, fasten all your work securely together.

The number of marks is given in brackets [] at the end of each question or part question.

This document consists of **15** printed pages and **1** blank page.

Answer **all** the questions.

- 1 Fig. 1.1 is a summary of energy flow in a forest ecosystem. The width of the arrows is proportional to the energy that flows between each component in the ecosystem.

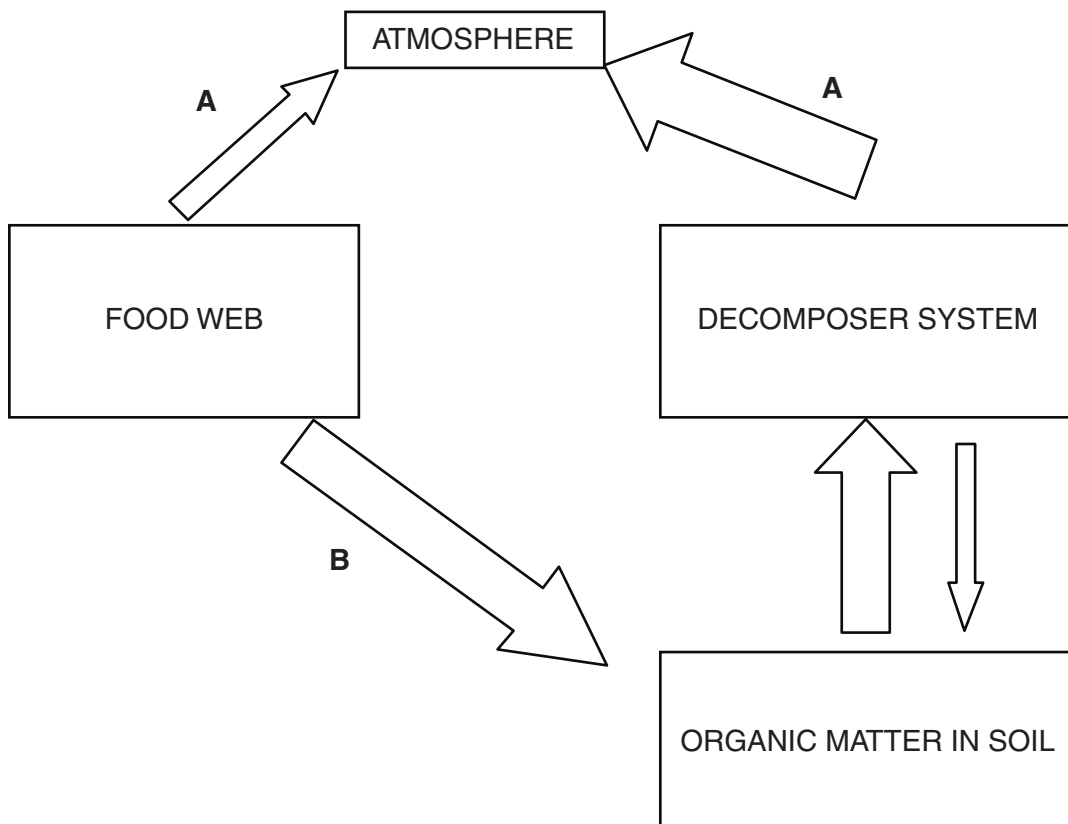


Fig. 1.1

- (a) Add an arrow to Fig. 1.1 to show where the ecosystem receives its initial input of energy. [1]

(b) State the process represented by **A**.

.....[1]

(c) State one type of organism that is a member of the decomposer system.

.....[1]

(d) Name two processes represented by arrow **B**.

1.

2.

[2]

[Total: 5]

2 Fig. 2.1 is a transmission electron micrograph of cells from a spinach leaf.

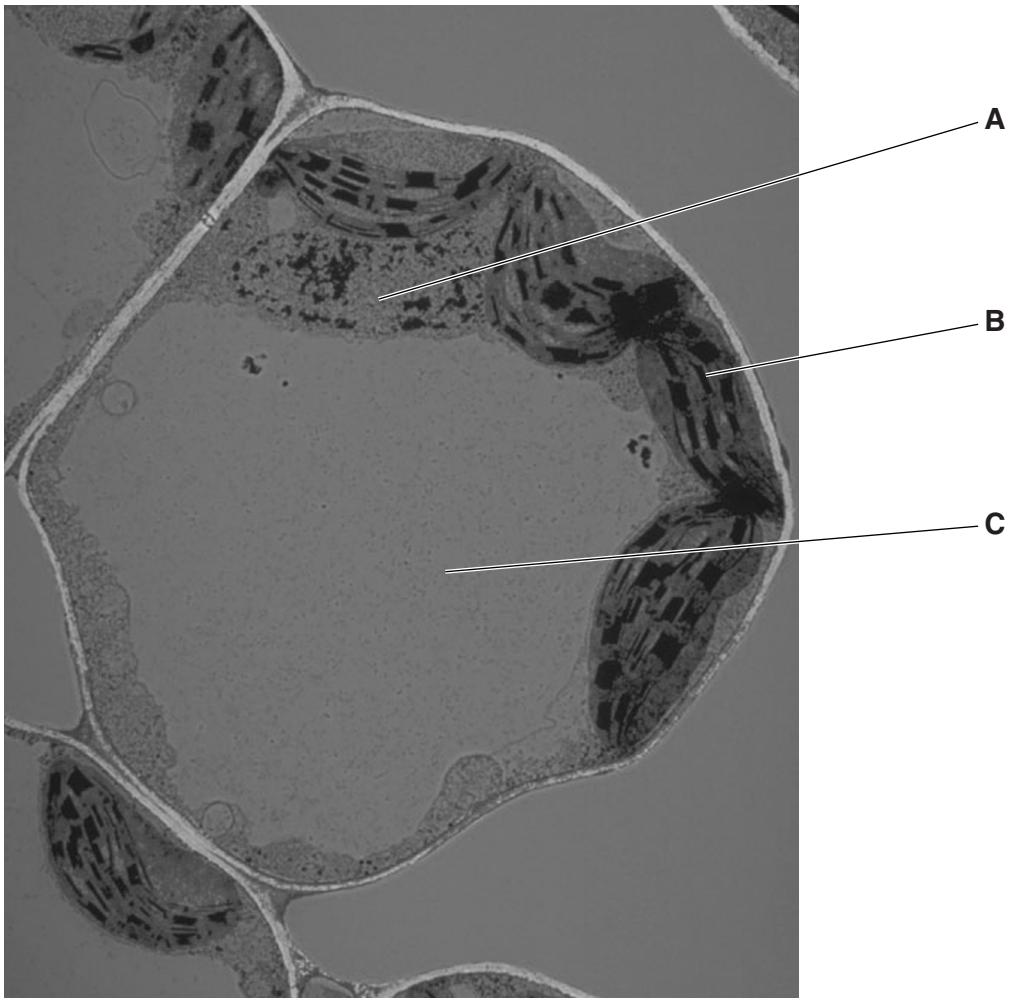


Fig. 2.1

(a) Name the organelles **A**, **B** and **C**.

A

B

C

[3]

(b) List two cell structures that could be present in animal cells that are not present in plant leaf cells.

1.

2.

[1]

- 3 (a) Cartilage is present in some parts of the gas exchange system to prevent collapse due to pressure changes during inhalation.

State the parts of the gas exchange system in which cartilage is located.

.....[1]

- (b) Fig. 3.1 shows the changes that occur in atmospheric pressure and oxygen partial pressure as altitude changes. The highest altitude at which people live permanently is 5100 m.

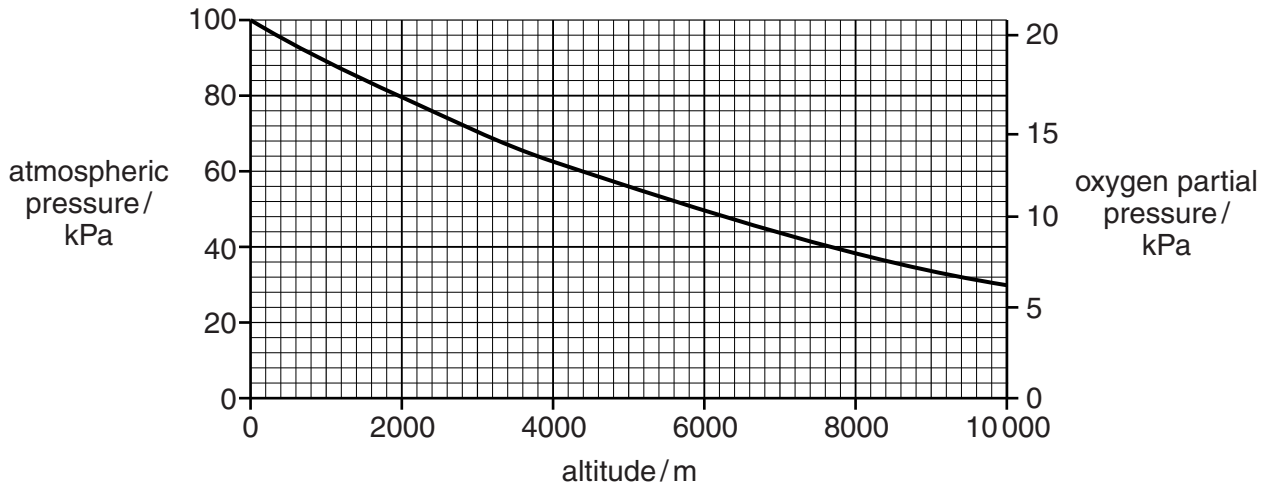


Fig 3.1

With reference to Fig. 3.1:

- (i) describe the effect of increasing altitude on both atmospheric pressure and the partial pressure of oxygen

.....

[2]

- (ii) calculate the change in the atmospheric pressure when a person travels from sea level to an altitude of 3500 m.

Show your working.

answer[2]

- (c) HIV infects cells of the immune system, particularly helper T-lymphocytes (T_h cells). HIV can infect both non-dividing and dividing helper T-lymphocytes, including memory cells.

The onset of disease, which can occur many years later, coincides with a severely lowered primary and secondary immune response, owing to greatly reduced numbers of T_h cells in the body.

- (i) An infected T_h cell can still carry out a normal cell cycle and divide to produce two cells.

The following processes occur during one cell cycle:

DNA replication mitosis growth cytokinesis

List the processes in a correct sequence.

- 1.
- 2.
- 3.
- 4.

[1]

- (ii) Suggest **and** explain how the destruction of **memory** T_h cells will contribute to a lowered **secondary** immune response.

.....
.....
.....
.....
.....
.....
.....
.....
.....
.....

[3]

[Total: 11]

Question 5 starts on page 12

- 5 B-lymphocytes have antibodies located on their external surface. When B-lymphocytes become plasma cells they then secrete antibodies.

Fig. 5.1 shows how the enzyme papain digests an antibody to obtain three fragments.

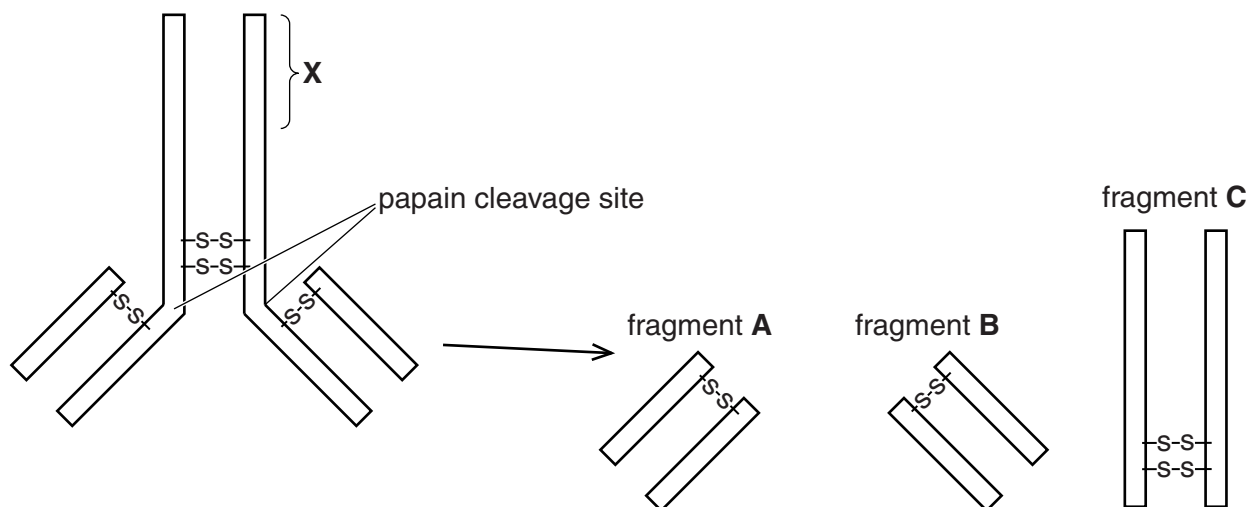


Fig. 5.1

- (a) Fig. 5.1 shows the location of the region where papain acts.

State **one** role of this region in the intact antibody molecule.

.....

[1]

- (b) The three fragments, **A**, **B** and **C** still retain their ability to function.

State the function of:

- (i) fragments **A** and **B**

.....
[1]

- (ii) fragment **C**.

.....
[1]

Copyright Acknowledgements:

Fig. 2.1 © PHOTOTAKE Inc./Alamy

Permission to reproduce items where third-party owned material protected by copyright is included has been sought and cleared where possible. Every reasonable effort has been made by the publisher (UCLES) to trace copyright holders, but if any items requiring clearance have unwittingly been included, the publisher will be pleased to make amends at the earliest possible opportunity.

Cambridge International Examinations is part of the Cambridge Assessment Group. Cambridge Assessment is the brand name of University of Cambridge Local Examinations Syndicate (UCLES), which is itself a department of the University of Cambridge.